

**RICHIEDENTE**  
APPLICANT / CLIENT

.....  
.....  
.....



TIMBRO / CUSTOMER'S SEAL / TAMPON

**MODELLO**  
MODEL / MODELE **ELIO : EL-PSC**

**ALTEZZA**  
HEIGHT / HAUTEUR **2000** mm.



**NON REVERSIBILE**  
NOT REVERSIBLE / NON RÉVERSIBLE

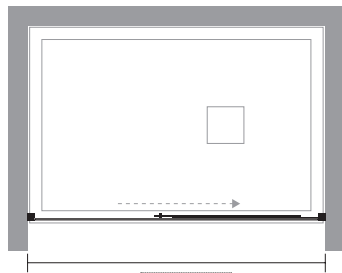
**LASTRA**  
GLASS / VERRE .....

**COLORE**  
COLOUR / COULEUR .....

**NOTE** / NOTES / NOTES

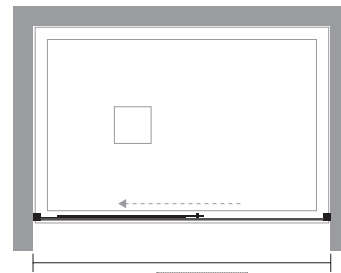
.....  
.....  
.....

**VERSIONE DESTRA (DX)**  
RIGHT HANDED (DX) / VERSION DROITE (DX)



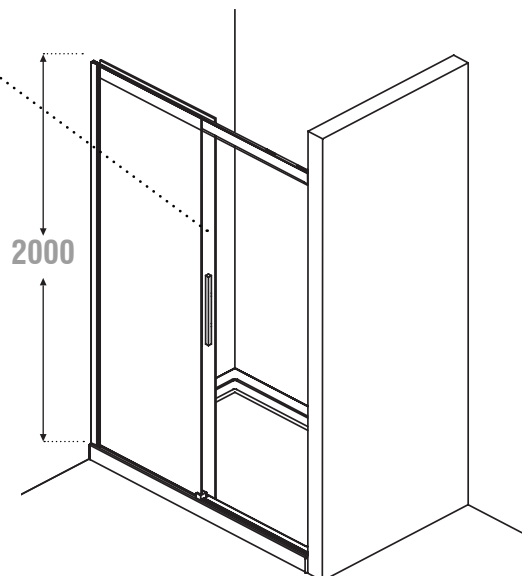
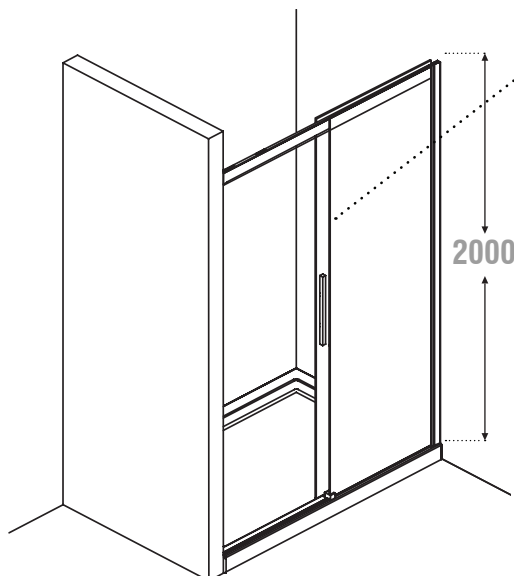
min 900 / max 1590 mm.

**VERSIONE SINISTRA (SX)**  
LEFT HANDED (SX) / VERSION GAUCHE (SX)



min 900 / max 1590 mm.

Anta / Door / Porte  
L max 700 mm



DATA - DATE - DATE .....

ver. 2024